


# HIGH POWER CHIP TERMINATIONS STYLE Z



## General Specifications

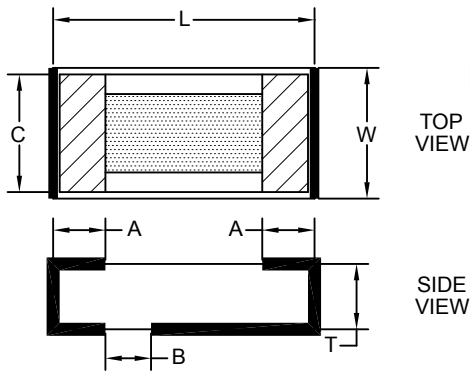
Substrate: Beryllium Oxide or Aluminum Nitride  
Resistive Film: Thick Film  
Terminals: Silver  
Reliability: MIL-PRF-55342



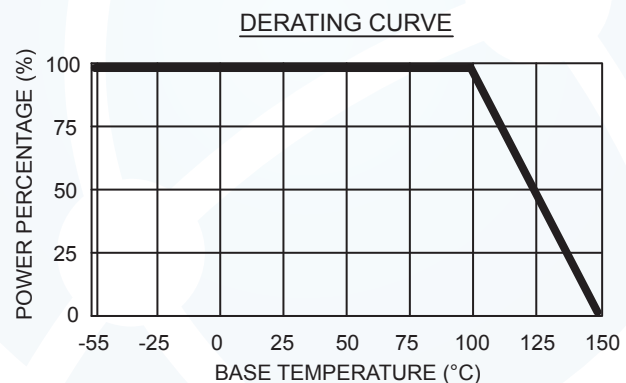
Beryllium Oxide Part Number	W (±0.010)	L (±0.010)	T (±0.005)	C (±0.005)	A inches (mm)	B inches (mm)	Power (W)	Frequency (GHz)	VSWR (max)
RPC50-50-Z50-X	0.050 [1.27]	0.050 [1.27]	0.010 [0.25]	0.045 [1.14]	0.012 [0.03]	0.010 [0.03]	10	DC - 4.0	1.25:1
RPC50-80-Z250-X	0.050 [1.27]	0.080 [2.03]	0.025 [0.64]	0.045 [1.14]	0.017 [0.43]	0.015 [0.38]	10	DC - 4.0	1.25:1
RPC50-100-Z50-X	0.050 [1.27]	0.100 [2.54]	0.010 [0.25]	0.045 [1.14]	0.017 [0.43]	0.015 [0.43]	15	DC - 4.0	1.25:1
RPC60-120-Z250-X	0.060 [1.52]	0.120 [3.05]	0.025 [0.64]	0.055 [1.40]	0.020 [0.51]	0.015 [0.38]	10	DC - 4.0	1.25:1
RPC80-100-Z250-X	0.080 [2.03]	0.100 [2.54]	0.025 [0.64]	0.028 [0.71]	0.013 [0.33]	0.013 [0.33]	20	DC - 18.0	1.45:1
RPC75-150-Z50-X	0.075 [1.10]	0.150 [3.81]	0.010 [0.25]	0.070 [1.78]	0.040 [1.02]	0.015 [1.02]	35	DC - 6.0	1.25:1
RPC100-200-4Z50-X	0.100 [2.54]	0.200 [5.08]	0.040 [1.02]	0.090 [2.29]	0.060 [1.52]	0.025 [1.52]	40	DC - 6.0	1.25:1
RPC230-350-4Z50-X	0.230 [5.84]	0.350 [8.89]	0.040 [1.02]	0.220 [5.59]	0.050 [0.03]	0.040 [1.02]	40	DC - 4.0	1.25:1
RPC250-250-4Z50-X	0.250 [6.35]	0.250 [6.35]	0.040 [1.02]	0.240 [6.10]	0.060 [1.52]	0.040 [1.02]	200	DC - 2.0	1.35:1
RPC250-250-6Z50-X	0.250 [6.35]	0.250 [6.35]	0.060 [1.52]	0.240 [6.10]	0.060 [1.52]	0.040 [1.02]	75	DC - 2.0	1.35:1
RPC250-375-4Z50-X	0.250 [6.35]	0.375 [9.53]	0.040 [1.02]	0.240 [6.10]	0.040 [1.02]	0.040 [1.02]	200	DC - 2.0	1.25:1
RPC250-375-1Z50-X	0.250 [6.35]	0.375 [9.53]	0.135 [3.43]	0.240 [6.10]	0.060 [1.52]	0.040 [1.02]	75	DC - 1.5	1.35:1
RPC375-375-4Z50-X	0.375 [9.53]	0.375 [9.53]	0.040 [1.02]	0.365 [9.27]	0.050 [1.27]	0.040 [1.02]	300	DC - 2.0	1.2:1
RPC500-500-4Z50-X	0.500 [12.7]	0.500 [12.7]	0.040 [1.02]	0.490 [12.45]	0.040 [1.02]	0.040 [1.02]	350	DC - 1	1.2:1

Aluminum Nitride Part Number	W (±0.010)	L (±0.010)	T (±0.005)	C (±0.005)	A inches (mm)	B inches (mm)	Power MAX (W)	Frequency (GHz)	VSWR MAX
RPC50-100-2NZ50-X	0.050 [1.27]	0.100 [2.54]	0.025 [0.64]	0.045 [1.14]	0.020 [0.51]	0.015 [0.38]	8	DC - 4.0	1.25:1
RPC60-120-2NZ50-X	0.060 [1.52]	0.120 [3.05]	0.025 [0.64]	0.055 [1.40]	0.020 [0.51]	0.015 [0.38]	10	DC - 4.0	1.25:1
RPC100-200-4NZ50-X	0.100 [2.54]	0.200 [5.08]	0.040 [1.02]	0.090 [2.29]	0.020 [0.51]	0.025 [0.63]	30	DC - 6.0	1.25:1
RPC250-250-4NZ50-X	0.245 [6.22]	0.245 [6.22]	0.040 [1.02]	0.130 [3.30]	0.020 [0.51]	0.040 [1.02]	100	DC - 3.0	1.25:1
RPC250-375-4NZ50-X	0.250 [6.35]	0.375 [9.53]	0.040 [1.02]	0.198 [5.03]	0.025 [0.64]	0.040 [1.02]	150	DC - 2.0	1.25:1



Dimensions are in inches [mm]  
Tolerance: .XXX = ±0.010, .XX = ±0.015



[Ordering Information on Page 51](#)